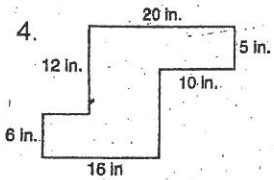
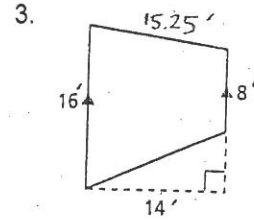
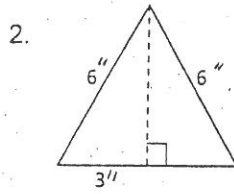
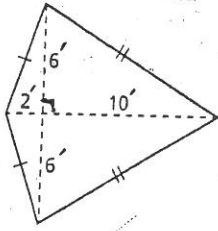


#1-6, Calculate the area of the shape.



5. A regular octagon with sides of 26 inches.

6. A parallelogram with sides of 7 and 13 ft and one of the angles measures 45° .

#7-18, Find the area of the shaded region.

