

You are given the mat plan for a block structure. Build the structure, then draw in the following views.

1. Right Back Left

2.

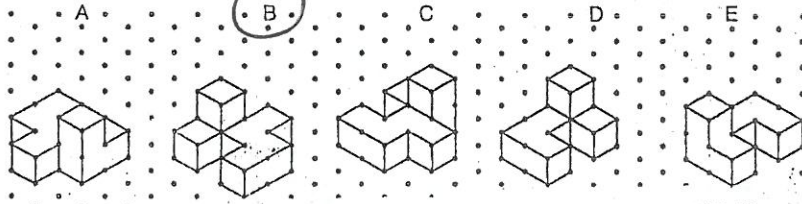
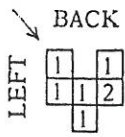
3.

4.

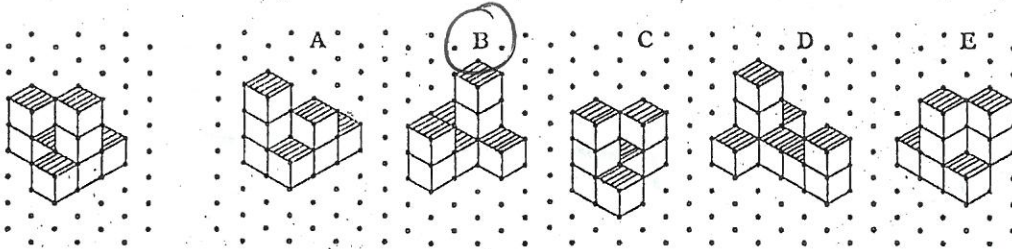
Multiple Choice

5. Which drawing shows the view from the FRONT LEFT corner?
(Building it will help).

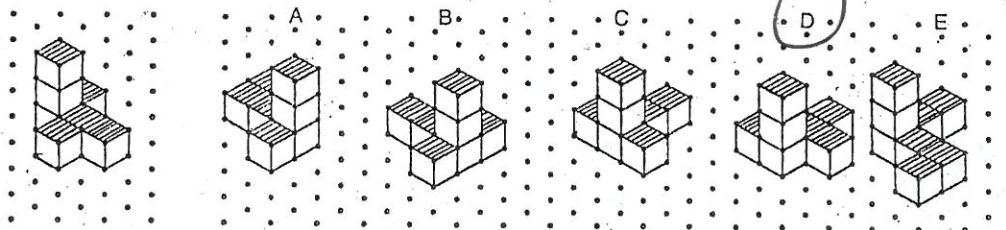
6. You are given the mat plan of a building. Find the view from the BACK LEFT corner. (Building it will help)



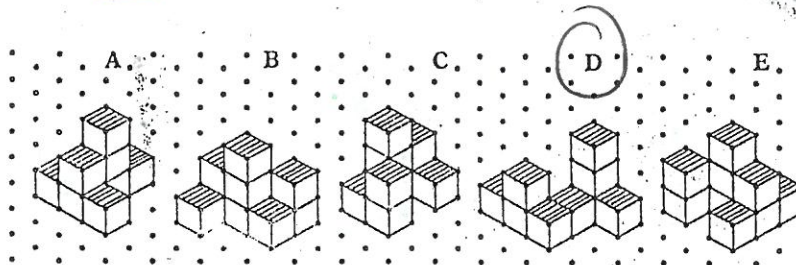
7. Which drawing shows another view of the first building? _____



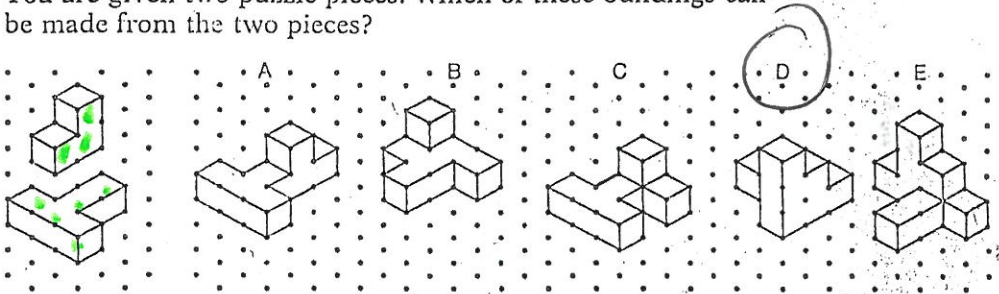
8. You are given one view of a building. Find another view of the building.



9. Which of the following is **not** a corner view of the building given in the mat plan?



10. You are given two puzzle pieces. Which of these buildings can be made from the two pieces?



8 blocks