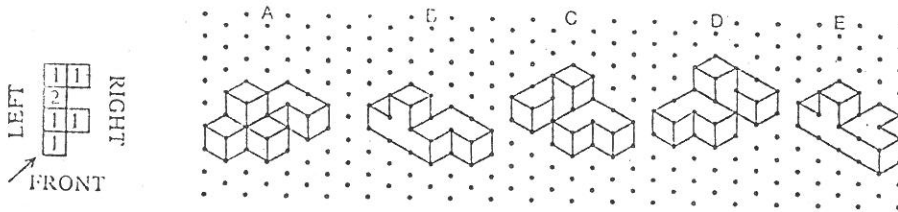
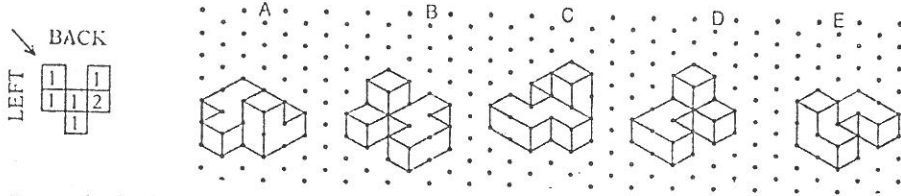



1. Find the view from the FRONT LEFT corner.



2. You are given the mat plan of a building. Find the view from the BACK LEFT corner.



3. Draw the building that would remain if the shaded cubes were removed.



Build the structure given the following information, then draw the front right view on the dot paper.

Top      Left      Front      Right

4.

5.


6.

7.

8.

9.

Front Right Corner



10. Use mat plan to draw front right view.

